

Ameritrade

Statement Reporting Period:

01/01/17 - 01/31/17

800-669-3900
 TD AMERITRADE
 DIVISION OF TD AMERITRADE INC
 PO BOX 2209
 OMAHA, NE 68103-2209
 TD Ameritrade Clearing, Inc., Member SIPC

Statement for Account

WILLIAM NICHOLAS MATSON TR FBO
 WILLIAM N MATSON JR. TRUST
 UA JUN 21, 2011

Portfolio Summary

Investment	Current Value	Prior Value	Period Change	% Change	Estimated Income	Estimated Yield	Portfolio Allocation
Margin Loan	(\$357,336.99)	(\$333,592.95)	(\$23,744.04)	-	\$ -	-	
Insrd Dep Acct (IDA)	-	-	-	-	-	-	
Money Market	-	-	-	-	-	-	
Short Balance	-	-	-	-	-	-	
Stocks	758,790.77	747,074.54	11,716.23	1.6%	7,313.14	1.0%	
Short Stocks	-	-	-	-	-	-	
Fixed Income	-	-	-	-	-	-	
Options	37,122.00	28,651.50	8,470.50	29.6%	-	-	
Short Options	-	-	-	-	-	-	
Mutual Funds	-	-	-	-	-	-	
Other	-	-	-	-	-	-	
Total	\$438,575.78	\$442,133.09	(\$3,557.31)	(0.8)%	\$7,313.14	1.7%	
Margin Equity	46.0%						



Cash Activity Summary

	Current	YTD
Opening Balance	(\$333,592.95)	(\$333,592.95)
Securities Purchased	(1,802,130.04)	(1,802,130.04)
Securities Sold	1,794,948.54	1,794,948.54
Funds Deposited	-	-
Funds Disbursed	(16,500.00)	(16,500.00)
Income	1,293.52	1,293.52
Expense	(1,356.39)	(1,356.39)
Other	0.33	0.33
Closing Balance	(\$357,336.99)	(\$357,336.99)

Income & Expense Summary

	Reportable	Non Reportable	YTD
Income			
Dividends	\$1,293.38	\$ -	\$1,293.38
Interest	-	-	-
Other	0.14	-	0.14
Expense			
Interest	(1,356.39)	-	(1,356.39)
Fees	-	-	-
Other	-	-	-
Net	(\$62.87)	\$0.00	(\$62.87)

Performance Summary

Cost Basis As Of - 01/31/17 **	\$669,450.64
Unrealized Gains	147,546.64
Unrealized Losses	(22,688.40)
Funds Deposited/(Disbursed) ^{YTD}	(16,500.00)
Income/(Expense) ^{YTD}	(62.87)
Securities Received/(Delivered) ^{YTD}	0.00

**To view realized gains and losses for your account, login at www.tdameritrade.com and visit My Account > Gain/Loss.

Ameritrade

Statement Reporting Period:

02/01/17 - 02/28/17

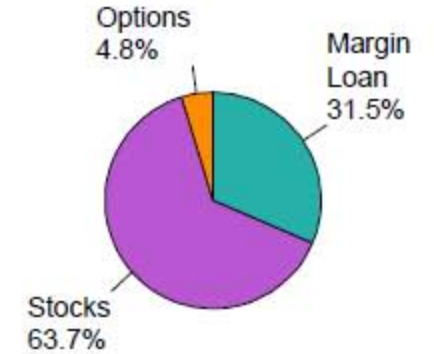
800-669-3900
 TD AMERITRADE
 DIVISION OF TD AMERITRADE INC
 PO BOX 2209
 OMAHA, NE 68103-2209
 TD Ameritrade Clearing, Inc., Member SIPC

Statement for Account

WILLIAM NICHOLAS MATSON TR FBO
 WILLIAM N MATSON JR. TRUST
 UA JUN 21, 2011

Portfolio Summary

Investment	Current Value	Prior Value	Period Change	% Change	Estimated Income	Estimated Yield	Portfolio Allocation
Margin Loan	(\$353,866.86)	(\$357,336.99)	\$3,470.13	-	\$ -	-	
Insrd Dep Acct (IDA)	-	-	-	-	-	-	
Money Market	-	-	-	-	-	-	
Short Balance	-	-	-	-	-	-	
Stocks	715,165.70	758,790.77	(43,625.07)	(5.7)%	5,824.00	0.8%	
Short Stocks	-	-	-	-	-	-	
Fixed Income	-	-	-	-	-	-	
Options	53,521.50	37,122.00	16,399.50	44.2%	-	-	
Short Options	-	-	-	-	-	-	
Mutual Funds	-	-	-	-	-	-	
Other	-	-	-	-	-	-	
Total	\$414,820.34	\$438,575.78	(\$23,755.44)	(5.4)%	\$5,824.00	1.4%	
Margin Equity	52.0%						



Cash Activity Summary

	Current	YTD
Opening Balance	(\$357,336.99)	(\$333,592.95)
Securities Purchased	(1,164,465.60)	(2,966,595.64)
Securities Sold	1,176,794.53	2,971,743.07
Funds Deposited	600.00	600.00
Funds Disbursed	(8,750.00)	(25,250.00)
Income	473.45	1,766.97
Expense	(1,182.25)	(2,538.64)
Other	-	0.33
Closing Balance	(\$353,866.86)	(\$353,866.86)

Income & Expense Summary

	Reportable	Non Reportable	YTD
Income			
Dividends	\$473.45	\$ -	\$1,766.83
Interest	-	-	-
Other	-	-	0.14
Expense			
Interest	(1,182.25)	-	(2,538.64)
Fees	-	-	-
Other	-	-	-
Net	(\$708.80)	\$0.00	(\$771.67)

Performance Summary

Cost Basis As Of - 02/28/17 **	\$637,580.92
Unrealized Gains	137,083.21
Unrealized Losses	(7,588.13)
Funds Deposited/(Disbursed) ^{YTD}	(24,650.00)
Income/(Expense) ^{YTD}	(771.67)
Securities Received/(Delivered) ^{YTD}	0.00

**To view realized gains and losses for your account, login at www.tdameritrade.com and visit My Account > Gain/Loss.

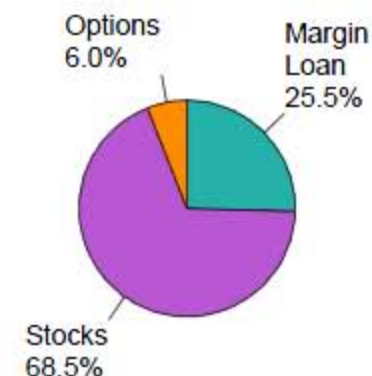
800-669-3900
 TD AMERITRADE
 DIVISION OF TD AMERITRADE INC
 PO BOX 2209
 OMAHA, NE 68103-2209
 TD Ameritrade Clearing, Inc., Member SIPC

Statement for Account #

WILLIAM NICHOLAS MATSON TR FBO
 WILLIAM N MATSON JR. TRUST
 UA JUN 21, 2011

Portfolio Summary

Investment	Current Value	Prior Value	Period Change	% Change	Estimated Income	Estimated Yield	Portfolio Allocation
Margin Loan	(\$210,878.46)	(\$353,866.86)	\$142,988.40	-	\$ -	-	
Insrd Dep Acct (IDA)	-	-	-	-	-	-	
Money Market	-	-	-	-	-	-	
Short Balance	-	-	-	-	-	-	
Stocks	567,857.68	715,165.70	(147,308.02)	(20.6)%	4,888.45	0.9%	
Short Stocks	-	-	-	-	-	-	
Fixed Income	-	-	-	-	-	-	
Options	49,476.61	53,521.50	(4,044.89)	(7.6)%	-	-	
Short Options	-	-	-	-	-	-	
Mutual Funds	-	-	-	-	-	-	
Other	-	-	-	-	-	-	
Total	\$406,455.83	\$414,820.34	(\$8,364.51)	(2.0)%	\$4,888.45	1.2%	
Margin Equity	50.0%						



Cash Activity Summary

	Current	YTD
Opening Balance	(\$353,866.86)	(\$333,592.95)
Securities Purchased	(925,007.87)	(3,891,603.51)
Securities Sold	1,070,218.25	4,041,961.32
Funds Deposited	22,100.00	22,700.00
Funds Disbursed	(24,250.00)	(49,500.00)
Income	777.24	2,544.21
Expense	(849.22)	(3,387.86)
Other	-	0.33
Closing Balance	(\$210,878.46)	(\$210,878.46)

Income & Expense Summary

	Reportable	Non Reportable	YTD
Income			
Dividends	\$777.24	\$ -	\$2,544.07
Interest	-	-	-
Other	-	-	0.14
Expense			
Interest	(849.19)	-	(3,387.83)
Fees	(0.01)	-	(0.01)
Other	-	(0.02)	(0.02)
Net	(\$71.96)	(\$0.02)	(\$843.65)

Performance Summary

Cost Basis As Of - 03/31/17 **	\$477,552.19
Unrealized Gains	115,157.51
Unrealized Losses	(17,500.50)
Funds Deposited/(Disbursed) ^{YTD}	(26,800.00)
Income/(Expense) ^{YTD}	(843.65)
Securities Received/(Delivered) ^{YTD}	0.00

**To view realized gains and losses for your account, login at www.tdameritrade.com and visit My Account > Gain/Loss.

800-669-3900
 TD AMERITRADE
 DIVISION OF TD AMERITRADE INC
 PO BOX 2209
 OMAHA, NE 68103-2209
 TD Ameritrade Clearing, Inc., Member SIPC

Statement for Account

WILLIAM NICHOLAS MATSON TR FBO
 WILLIAM N MATSON JR. TRUST
 UA JUN 21, 2011

Announcements:

Our ongoing effort to serve you better has paid off, we're No. 1 in 3 categories in the Barron's 2017 Online Broker Survey. To learn more, go to tdameritrade.com/accolades.

Portfolio Summary

Investment	Current Value	Prior Value	Period Change	% Change	Estimated Income	Estimated Yield	Portfolio Allocation
Margin Loan	(\$463,796.33)	(\$210,878.46)	(\$252,917.87)	-	\$ -	-	
Insrd Dep Acct (IDA)	-	-	-	-	-	-	
Money Market	-	-	-	-	-	-	
Short Balance	109,326.10	-	109,326.10	-	-	-	
Stocks	845,215.57	567,857.68	277,357.89	48.8%	11,810.69	1.4%	
Short Stocks	(109,326.10)	-	(109,326.10)	-	-	-	
Fixed Income	-	-	-	-	-	-	
Options	38,208.00	49,476.61	(11,268.61)	(22.8)%	-	-	
Short Options	(5,338.62)	-	(5,338.62)	-	-	-	
Mutual Funds	-	-	-	-	-	-	
Other	-	-	-	-	-	-	
Total	\$414,288.62	\$406,455.83	\$7,832.79	1.9%	\$11,810.69	2.9%	
Margin Equity	29.0%						



Cash Activity Summary

	Current	YTD
Opening Balance	(\$210,878.46)	(\$333,592.95)
Securities Purchased	(1,246,929.14)	(5,138,532.65)
Securities Sold	1,114,910.24	5,156,871.56
Funds Deposited	1,200.00	23,900.00
Funds Disbursed	(12,000.00)	(61,500.00)
Income	261.01	2,805.22
Expense	(1,033.88)	(4,421.74)
Other	-	0.33
Closing Balance	(\$354,470.23)	(\$354,470.23)

Income & Expense Summary

	Reportable	Non Reportable	YTD
Income			
Dividends	\$261.01	\$ -	\$2,805.08
Interest	-	-	-
Other	-	-	0.14
Expense			
Interest	(1,033.88)	-	(4,421.71)
Fees	-	-	(0.01)
Other	-	-	(0.02)
Net	(\$772.87)	\$0.00	(\$1,616.52)

Performance Summary

Cost Basis As Of - 04/30/17 **	\$643,418.31
Unrealized Gains	145,231.34
Unrealized Losses	(21,518.85)
Funds Deposited/(Disbursed) ^{YTD}	(37,600.00)
Income/(Expense) ^{YTD}	(1,616.52)
Securities Received/(Delivered) ^{YTD}	0.00

**To view realized gains and losses for your account, login at www.tdameritrade.com and visit My Account > Gain/Loss.

Ameritrade

Statement Reporting Period:

05/01/17 - 05/31/17

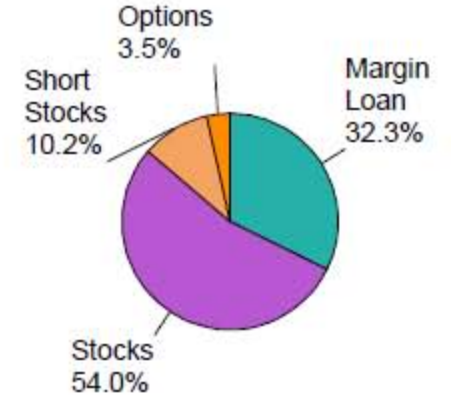
800-669-3900
 TD AMERITRADE
 DIVISION OF TD AMERITRADE INC
 PO BOX 2209
 OMAHA, NE 68103-2209
 TD Ameritrade Clearing, Inc., Member SIPC

Statement for Account

WILLIAM NICHOLAS MATSON TR FBO
 WILLIAM N MATSON JR. TRUST
 UA JUN 21, 2011

Portfolio Summary

Investment	Current Value	Prior Value	Period Change	% Change	Estimated Income	Estimated Yield	Portfolio Allocation
Margin Loan	(\$488,085.08)	(\$463,796.33)	(\$24,288.75)	-	\$ -	-	
Insr Dep Acct (IDA)	-	-	-	-	-	-	
Money Market	-	-	-	-	-	-	
Short Balance	154,475.95	109,326.10	45,149.85	41.3%	-	-	
Stocks	816,350.55	845,215.57	(28,865.02)	(3.4)%	10,207.69	1.3%	
Short Stocks	(154,475.95)	(109,326.10)	(45,149.85)	(41.3)%	-	-	
Fixed Income	-	-	-	-	-	-	
Options	53,388.12	38,208.00	15,180.12	39.7%	-	-	
Short Options	-	(5,338.62)	5,338.62	100.0%	-	-	
Mutual Funds	-	-	-	-	-	-	
Other	-	-	-	-	-	-	
Total	\$381,653.59	\$414,288.62	(\$32,635.03)	(7.9)%	\$10,207.69	2.7%	
Margin Equity	28.0%						



Cash Activity Summary

	Current	YTD
Opening Balance	(\$354,470.23)	(\$333,592.95)
Securities Purchased	(3,215,716.38)	(8,354,249.03)
Securities Sold	3,246,830.89	8,403,702.45
Funds Deposited	2,683.95	26,583.95
Funds Disbursed	(11,000.00)	(72,500.00)
Income	297.20	3,102.42
Expense	(1,900.26)	(6,322.00)
Other	(334.30)	(333.97)
Closing Balance	(\$333,609.13)	(\$333,609.13)

Income & Expense Summary

	Reportable	Non Reportable	YTD
Income			
Dividends	\$297.20	\$ -	\$3,102.28
Interest	-	-	-
Other	-	-	0.14
Expense			
Interest	(1,900.26)	-	(6,321.97)
Fees	-	-	(0.01)
Other	-	(334.30)	(334.32)
Net	(\$1,603.06)	(\$334.30)	(\$3,553.88)

Performance Summary

Cost Basis As Of - 05/31/17 **	\$640,042.18
Unrealized Gains	96,265.15
Unrealized Losses	(22,710.98)
Funds Deposited/(Disbursed) ^{YTD}	(45,916.05)
Income/(Expense) ^{YTD}	(3,219.58)
Securities Received/(Delivered) ^{YTD}	0.00

**To view realized gains and losses for your account, login at www.tdameritrade.com and visit My Account > Gain/Loss.

Ameritrade

Statement Reporting Period:

06/01/17 - 06/30/17

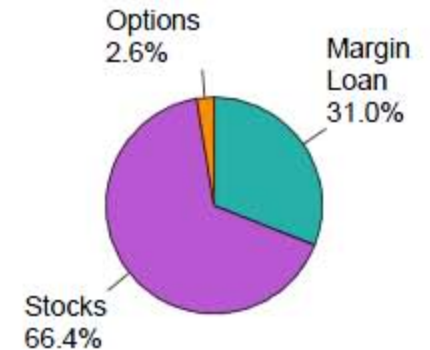
800-669-3900
 TD AMERITRADE
 DIVISION OF TD AMERITRADE INC
 PO BOX 2209
 OMAHA, NE 68103-2209
 TD Ameritrade Clearing, Inc., Member SIPC

Statement for Account

WILLIAM NICHOLAS MATSON TR FBO
 WILLIAM N MATSON JR. TRUST
 UA JUN 21, 2011

Portfolio Summary

Investment	Current Value	Prior Value	Period Change	% Change	Estimated Income	Estimated Yield	Portfolio Allocation
Margin Loan	(\$294,728.16)	(\$488,085.08)	\$193,356.92	-	\$ -	-	
Insrd Dep Acct (IDA)	-	-	-	-	-	-	
Money Market	-	-	-	-	-	-	
Short Balance	-	154,475.95	(154,475.95)	(100.0)%	-	-	
Stocks	631,562.92	816,350.55	(184,787.63)	(22.6)%	7,356.12	1.2%	
Short Stocks	-	(154,475.95)	154,475.95	100.0%	-	-	
Fixed Income	-	-	-	-	-	-	
Options	24,600.00	53,388.12	(28,788.12)	(53.9)%	-	-	
Short Options	-	-	-	-	-	-	
Mutual Funds	-	-	-	-	-	-	
Other	-	-	-	-	-	-	
Total	\$361,434.76	\$381,653.59	(\$20,218.83)	(5.3)%	\$7,356.12	2.0%	
Margin Equity	45.0%						



Cash Activity Summary

	Current	YTD
Opening Balance	(\$333,609.13)	(\$333,592.95)
Securities Purchased	(1,803,427.73)	(10,157,676.76)
Securities Sold	1,866,185.79	10,269,888.24
Funds Deposited	3,050.00	29,633.95
Funds Disbursed	(27,550.00)	(100,050.00)
Income	1,986.55	5,088.97
Expense	(1,090.98)	(7,412.98)
Other	(272.66)	(606.63)
Closing Balance	(\$294,728.16)	(\$294,728.16)

Income & Expense Summary

	Reportable	Non Reportable	YTD
Income			
Dividends	\$1,986.55	\$ -	\$5,088.83
Interest	-	-	-
Other	-	-	0.14
Expense			
Interest	(1,090.95)	-	(7,412.92)
Fees	(0.01)	-	(0.02)
Other	-	(272.68)	(607.00)
Net	\$895.59	(\$272.68)	(\$2,930.97)

Performance Summary

Cost Basis As Of - 06/30/17 **	\$604,150.08
Unrealized Gains	76,041.15
Unrealized Losses	(25,695.37)
Funds Deposited/(Disbursed) ^{YTD}	(70,416.05)
Income/(Expense) ^{YTD}	(2,324.01)
Securities Received/(Delivered) ^{YTD}	0.00

**To view realized gains and losses for your account, login at www.tdameritrade.com and visit My Account > Gain/Loss.